

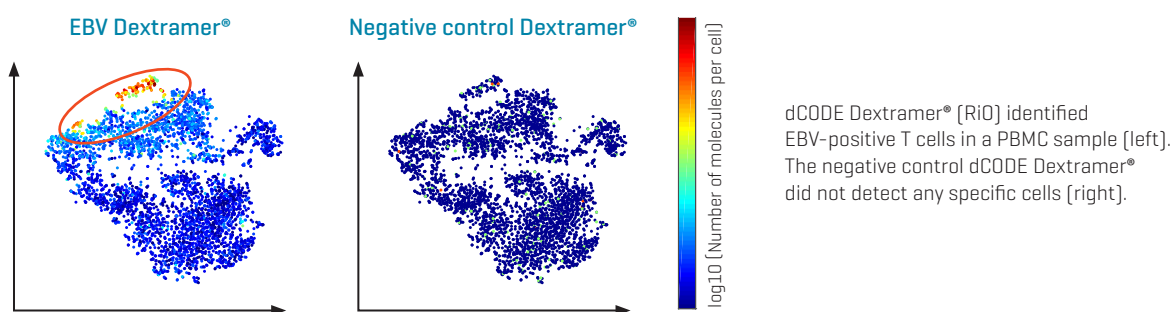
Combine Antigen-Specific T-Cell Analysis with Multi-Omics Analysis

dCODE Dextramer[®] [RiO] products are DNA barcoded MHC Dextramer[®] reagents designed to be compatible with BD Rhapsody[™] Single-Cell Analysis System. Characterize T-cell populations at a single cell level and obtain a deeper understanding and new insights into the complexity of the immune system.

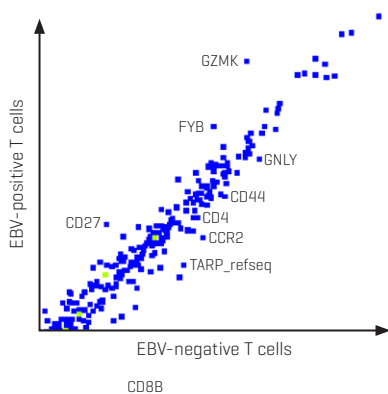
Discover What You Can Do with dCODE Dextramer[®] [RiO]

Determine T-cell antigen-specificity at single-cell resolution, providing simultaneous information on gene expression and surface markers expression. In this example, disease-specific CD4⁺ T cells were detected within thousands of PBMC to obtain their gene expression profiling at the single-cell level.

Detection of Antigen-Specific T-Cell Populations



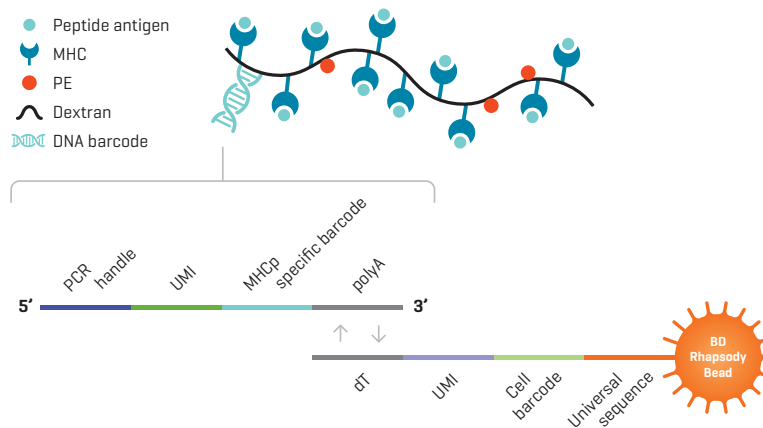
Gene Expression Profiling of Antigen-Specific T-Cell Populations



Gene expression profiling was determined for each cell identified by dCODE Dextramer[®] [RiO]. Comparing gene expression of EBV-positive population vs. EBV-negative, it was possible to define the differential gene expression.

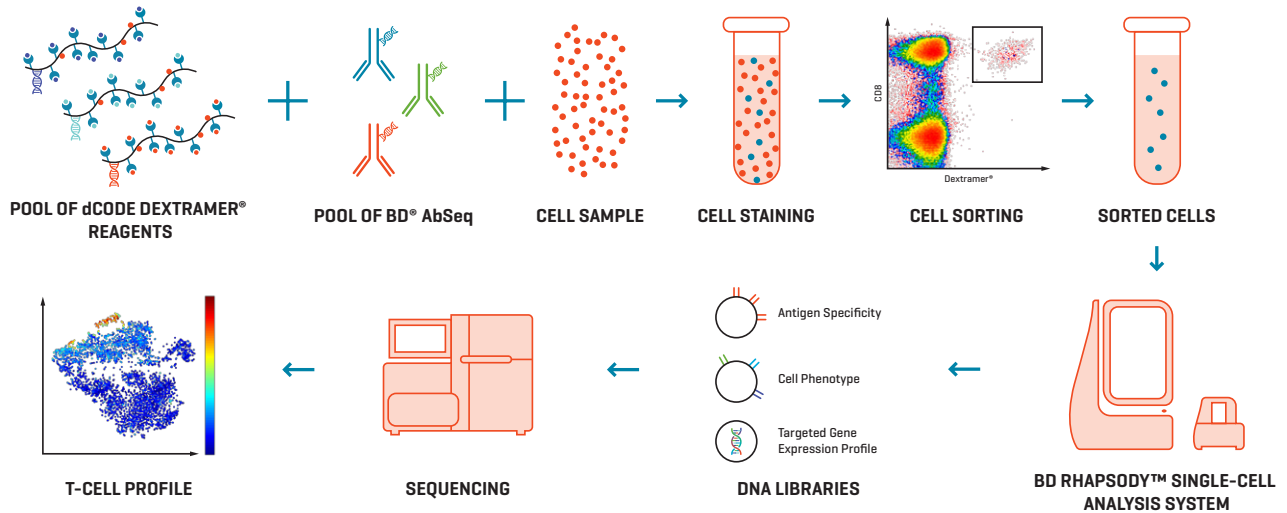
Key Features of dCODE Dextramer[®] [RiO]

- High-avidity binding to T-cell receptors thanks to multiple MHC-peptide complexes
- Massive multiplexing screening thanks to the unique barcode for each MHC-peptide specificity
- Enrichment of low-frequency cells thanks to PE fluorochromes
- Multiparametric analysis with BD Rhapsody[™] Single-Cell Analysis System



dCODE Dextramer[®] (RiO) Experimental Workflow

Get the most out of your sample. Combine dCODE[®] technology with BD's multi-omics solutions and obtain full immunological profiling in just one workflow.




dCODE Dextramer[®] (RiO) Products

- **MHC dCODE Dextramer[®] (RiO)** for the detection of CD8+ and CD4+ antigen-specific T cells
- **dCODE Klickmer[®]** to create personalized **dCODE Dextramer[®] (RiO)** by loading your choice of biotinylated molecules [for B-cell research and much more]
- **U-Load dCODE Dextramer[®] (RiO)** to produce in your own lab. Detect T cells with your choice of peptide-receptive MHC alleles
- **CD1d dCODE Dextramer[®] (RiO)** ready to use or customizable for the detection of NKT cells

dCODE Dextramer[®] Product Grades


EXPLORE



Reagent panels [16, 32, 48, 64, 80, 96, nx96 specificities] designed for large screenings [i.e. epitope discovery and neo-antigen screening]

- Selected MHC I alleles available
- Peptide binding based on peptide-MHC affinity prediction, not validated by a quality control

GOLD



Single reagents designed for the analysis of few antigen specificities [i.e. monitoring of a small number of antigen-specific populations or validation of large screening findings]

- All MHC I and MHC II alleles from Immudex' catalog are available. List of alleles on Immudex' website
- Peptide binding validated by a quality control

© Immudex ApS Denmark, 2021

For research use only. Not for use in diagnostic or therapeutic procedures. Immudex is the sole manufacturer and provider of dCODE Dextramer[®] (RiO) reagents, and support related to these products is through Immudex