

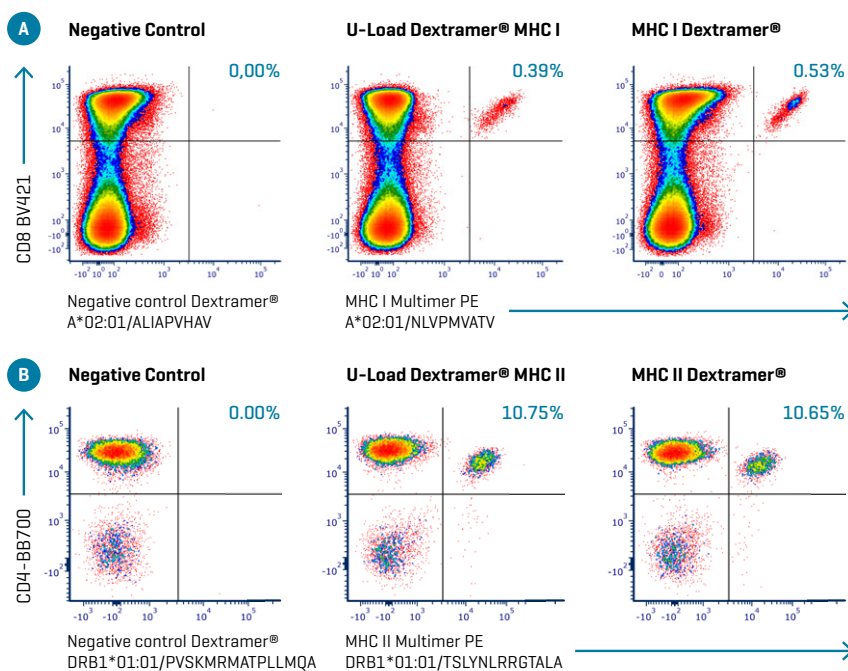
## Ultimate Flexibility. Reliable Sensitivity.

With U-Load Dextramer®, you can now combine custom MHC allele-peptide complexes with benefits of the Dextramer® technology, whether via flow cytometry or single-cell multi-omics when detecting antigen-specific T cells.

Minimize time and money spent to screen large numbers of specificities and samples by easily assembling quality reagents with a simple protocol that takes 1 hour and can be done at your workbench.

## High-Quality, Custom Dextramer® Reagents

U-Load Dextramer® reagents allow you to build custom Dextramer® reagents using your peptide of choice with high flexibility but without compromising on the quality when detecting antigen-specific T cells.



### U-Load Dextramer® for detection of CD4+ and CD8+ T cells

Staining comparison of Negative control, U-Load Dextramer® and MHC Dextramer® reagents in human PBMCs for detection of antigen-specific CD4+ or CD8+ T cells.

**A:** Staining with the allele A\*02:01 and peptide NLVPMTATV were applied to stain CMV-specific CD8+ T cells.

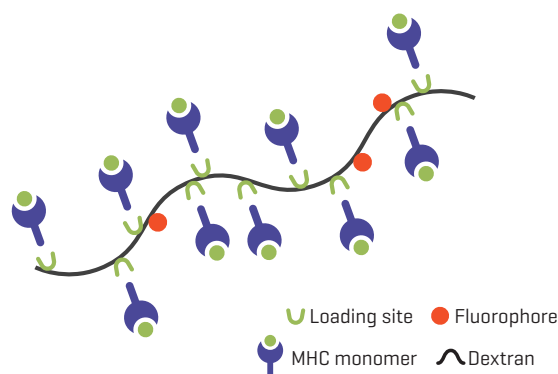
**B:** Staining with allele DRB1\*01:01 and peptide TSLYNLRRGTALA were applied to stain EBV-specific CD4+ T cells.

Comparable staining was achieved with U-Load Dextramer® and MHC Dextramer® reagents.

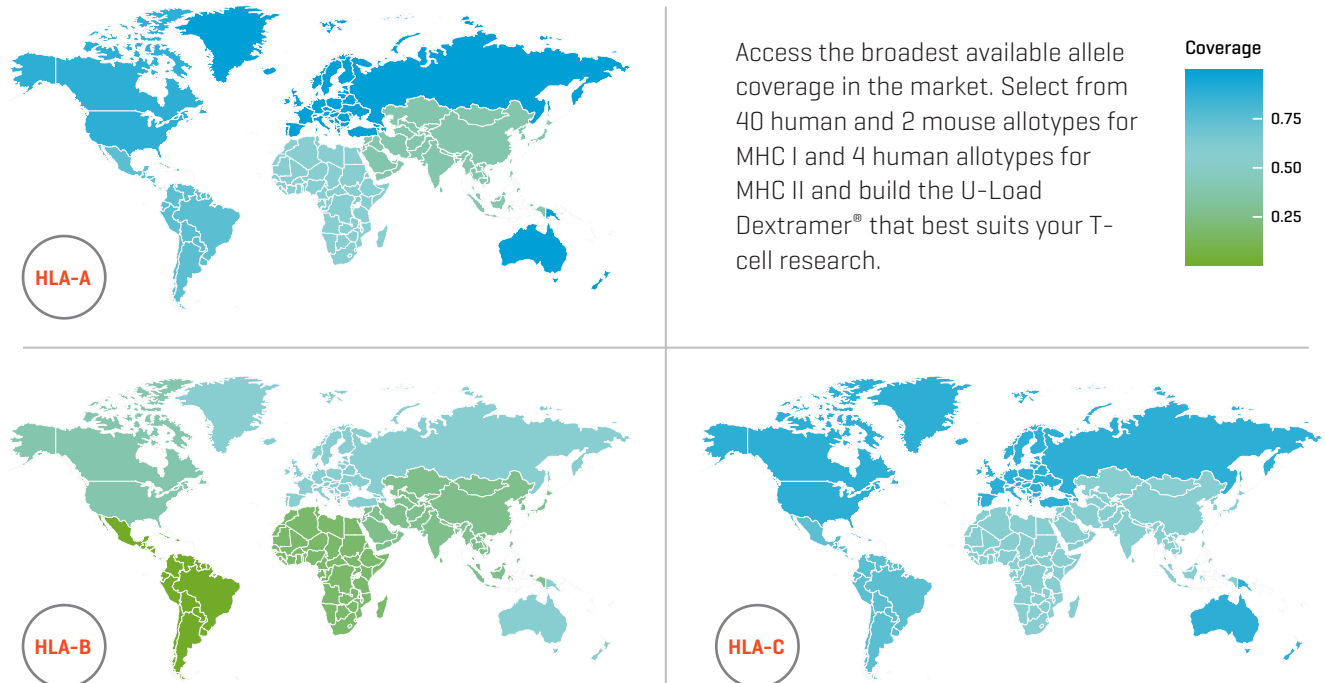
## Push the Boundaries of What you Can Detect with U-Load Dextramer®

Create fit-for-purpose immune monitoring reagents in your lab and implement the superior Dextramer® sensitivity in any project:

- Broadest allele coverage in the market
- MHC I and MHC II available
- Fast and easy protocol (no UV-exchange)
- For flow cytometry and single-cell multi-omics



## The Allotype Coverage to Truly Explore Human Immune Diversity



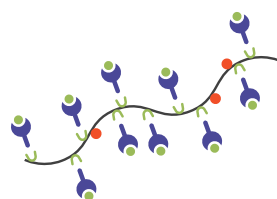
Data obtained from: Gonzalez-Galarza *et al.* [2020] 'Allele frequency net database (AFND) 2020 update: gold-standard data classification, open access genotype data and new query tools.' *Nucleic Acids Res.* Jan 8; 48(D1): D783–D788

## Transform Your Research Strategy with U-Load Dextramer®



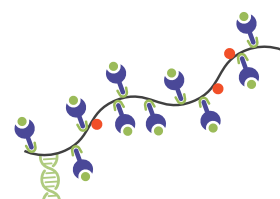
### easYmer® & U-Load MHC II

Peptide receptive MHC I and MHC II monomers covering a broad range of allotypes to optimize the antigen component of your U-Load Dextramer® reagent or to build your own multimer.



### MHC I and MHC II U-Load Dextramer® Kits

Everything you need to easily build high-avidity T-cell monitoring reagents for flow cytometric analysis. Pick a fluorophore, an allotype monomer, and add your own peptide of choice.



### MHC I and MHC II U-Load dCODE Dextramer®

Boost the granularity of your sequencing-based monitoring of T-cell populations. Choose your DNA-barcoded dextran backbone of choice (HiT, RiO, or 10x), the desired allotype monomer and your own peptide.

© Immudex ApS Denmark, 2021

For research use only. Not for use in diagnostic or therapeutic procedures.

Immudex is the global distributor of ImmunAware's easYmer® monomers