

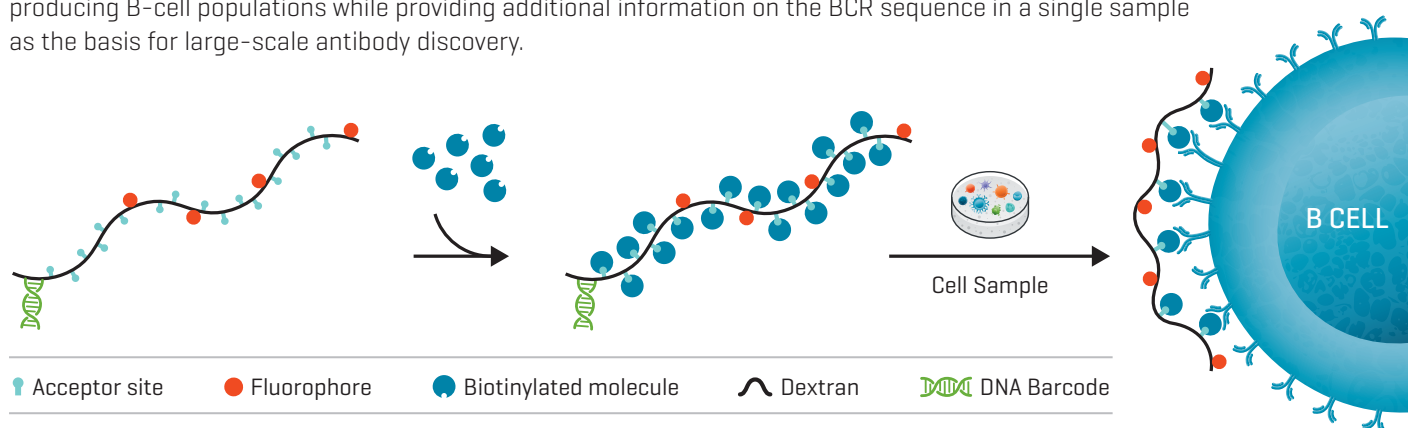
## Customized dCODE® Klickmer Reagents for Research Beyond T Cells

Klickmer™ reagents broaden the usage of Dextramer® technology to any cell type of interest by binding and displaying the biotinylated molecule of your choice. Through the application of DNA barcodes, dCODE® Klickmer allows you to identify your target population using NGS or single-cell multi-omics.

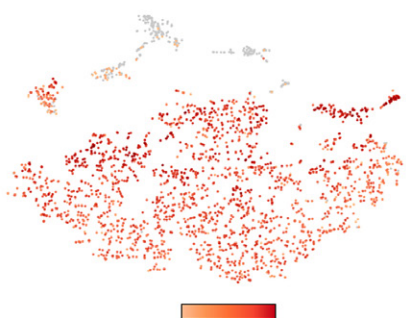
Combine Klickmer™ and dCODE® Klickmer reagents with your choice of biotinylated molecules to create tailored multimers that efficiently bind B cells, cancer cells, infected cells and much more.

## Investigate Novel Cell Subsets with Customized dCODE® Klickmer Reagents

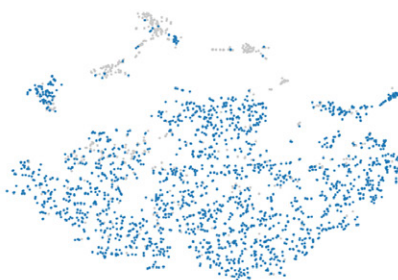
By attaching B-cell antigens, dCODE® Klickmer can, for example, detect multiple antigen-specific, antibody-producing B-cell populations while providing additional information on the BCR sequence in a single sample as the basis for large-scale antibody discovery.



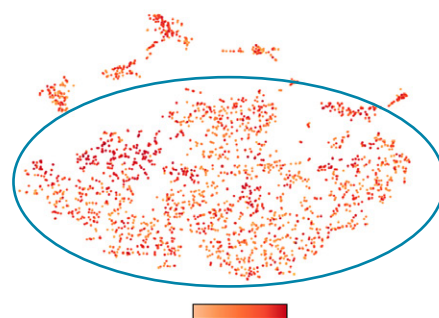
**A. B cell complex expressing B cells**



**B. IgG producing B cells**

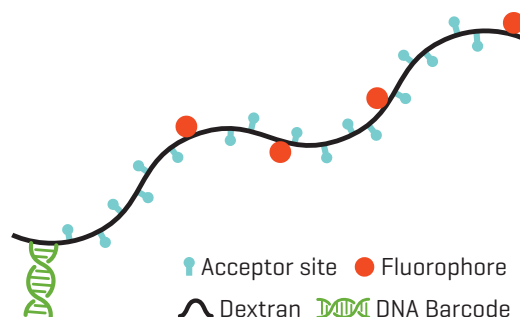


**C. Protein-X specific B cells**



## Superior Multiplexing Capacity in a Single, Multipurpose Reagent

- dCODE® Klickmer carries multiple acceptor sites that enables binding of the molecules of choice
- High-avidity multimer
- Sorting tag [PE]
- Available for bulk analysis by NGS [HiT] or single-cell multi-omics using 10x Chromium [10x] or BD Rhapsody™ platforms [RiO]



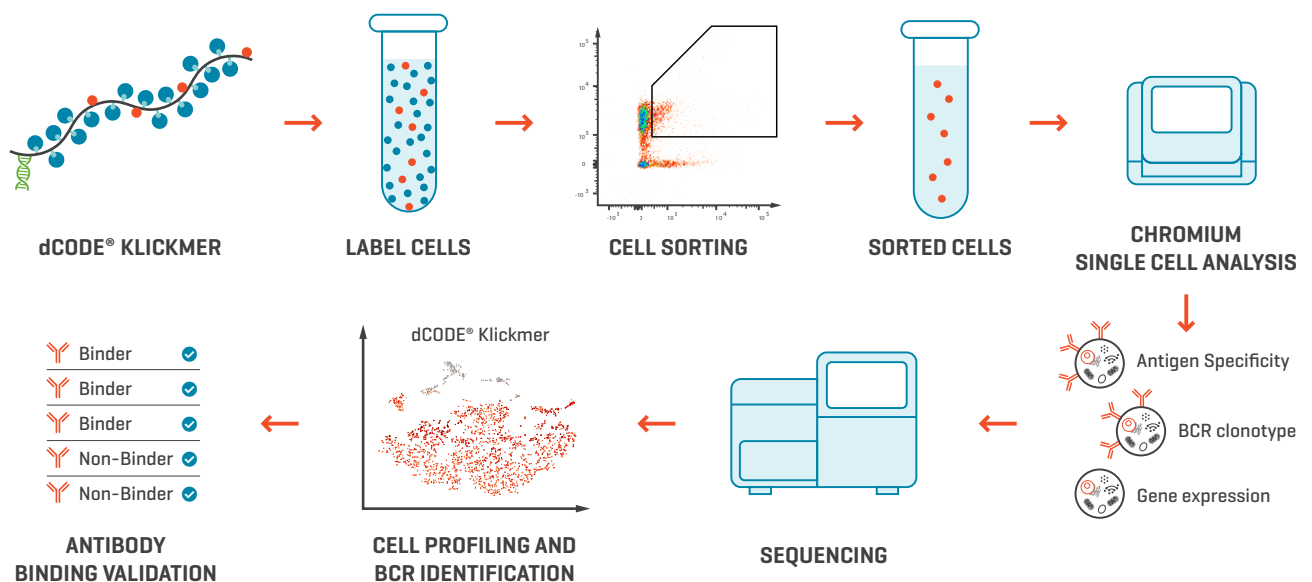
## Customizing dCODE® Klickmer Reagents

**Biotinylated molecules** can be attached to the dCODE® Klickmer enabling highly sensitive detection of **antigen-specific** immune cells:

- B-cell antigens
- Peptides
- MHC monomers
- Interleukins
- Immune stimulatory molecules
- Metal chelates/Lanthanides

## A Stable Reagent for Any Fast-Paced, Cutting-Edge Immunology Lab

Get the most out of your sample. Combine dCODE® Klickmer with single-cell multi-omics and obtain full immunological profiling of for instance B cells with additional information of gene expression, surface protein expression, and BCR clonotype, in just one workflow.



### dCODE® Product Portfolio

All products are available for bulk analysis by NGS [HiT] or single-cell multi-omics using 10x Chromium [10x] or BD Rhapsody™ platforms [RiO].

|   |                   |
|---|-------------------|
| dCODE® Klickmer-PE Single reagent                     | 30, 60 or 180 µL  |
| dCODE® Klickmer-PE Panel [up to 96 x n specificities] | 30 or 60 µL       |
| dCODE Dextramer® MHC I, MHC II                        | 25, 50, 150 tests |
| U-Load dCODE Dextramer® MHC I                         | 20, 50, 150 tests |
| U-Load dCODE Dextramer® MHC II                        | 50, 150 tests     |
| CD1d dCODE Dextramer®                                 | 15, 50, 150 tests |

© Immudex ApS. Denmark, 2021

For research use only. Not for use in diagnostic or therapeutic procedures.