

## High-Quality Immune Monitoring of Antigen-Specific CD4+ T Cells

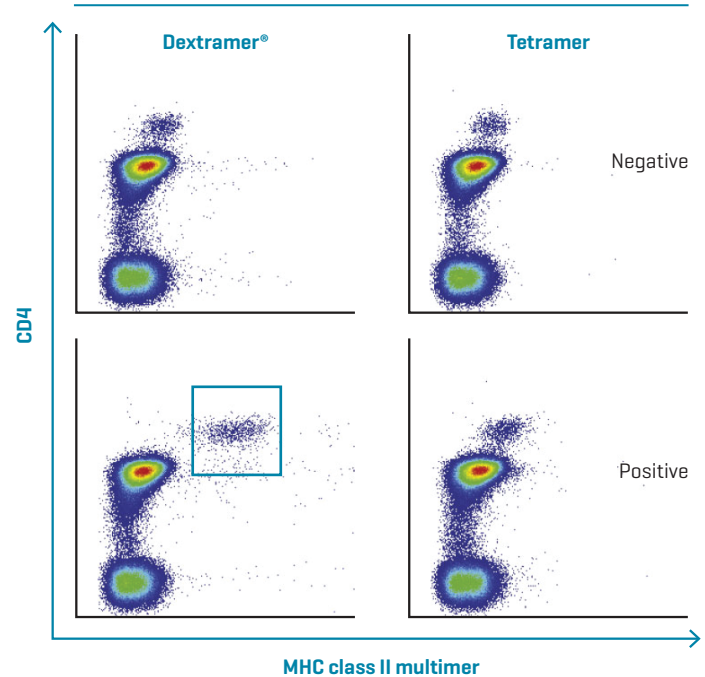
Antigen-specific CD4+ T cells are crucial for the immune response of many diseases, given their role in recruiting and coordinating other immune cells. CD4+ T-cell populations are of rare frequency that can be challenging to detect.

MHC II Dextramer<sup>®</sup> reagents are optimized high-quality MHC class II multimers that can effectively detect antigen-specific CD4+ T cells by flow cytometry.

### Explore the Diverse Applications of MHC II Dextramer<sup>®</sup>

- Detect, isolate, and enumerate CD4+ T cells with confidence
- Discover new epitopes
- Evaluate vaccine efficacy
- Profile immune responses
- Guide immunotherapeutic development

### Detect CD4+ T Cells that Other Technologies Miss

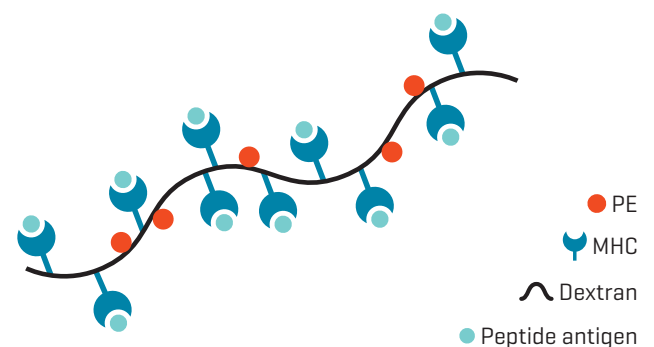


Adapted from Dolton *et al.*, Clin Exp Immunol. 2014.

### Benefits of MHC II Dextramer<sup>®</sup>

An immune response is never made of just one type of T-cell specificity or affinity, but many different ones. With MHC II Dextramer<sup>®</sup>, you can:

- Get the full spectrum of CD4+ T-cell immune response
- Ensure consistent, reproducible, and comparable results
- Expand the limits of your research
- Secure flexibility in your experiments



- High-quality multimer
- High avidity for CD4+ T cells, also for low-affinity ones
- Enhanced resolution staining
- Minimal lot-to-lot variation

## Expand the Limits of Cellular Immune Monitoring

To satisfy the diverse research needs, our list of available MHC II alleles is constantly expanding. In addition, we are also providing customized reagents with other alleles of your choice.

## Customized Solutions for Your Research

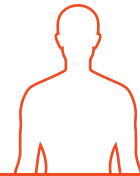
Immudex offers customer-defined MHC II Dextramer<sup>®</sup> reagents tailored to your needs:

- New MHC alleles not listed in our catalog
- Customized MHC II Dextramer<sup>®</sup> with your alleles and peptide of choice

## Elicit the Role of CD4+ T Cells in Different Diseases

With MHC II Dextramer<sup>®</sup> reagents, you can take advantage of antigen-specific CD4+ T cells to investigate the complexity of disease immunity to improve diagnosis, treatment, and ultimately prognoses for patients with:

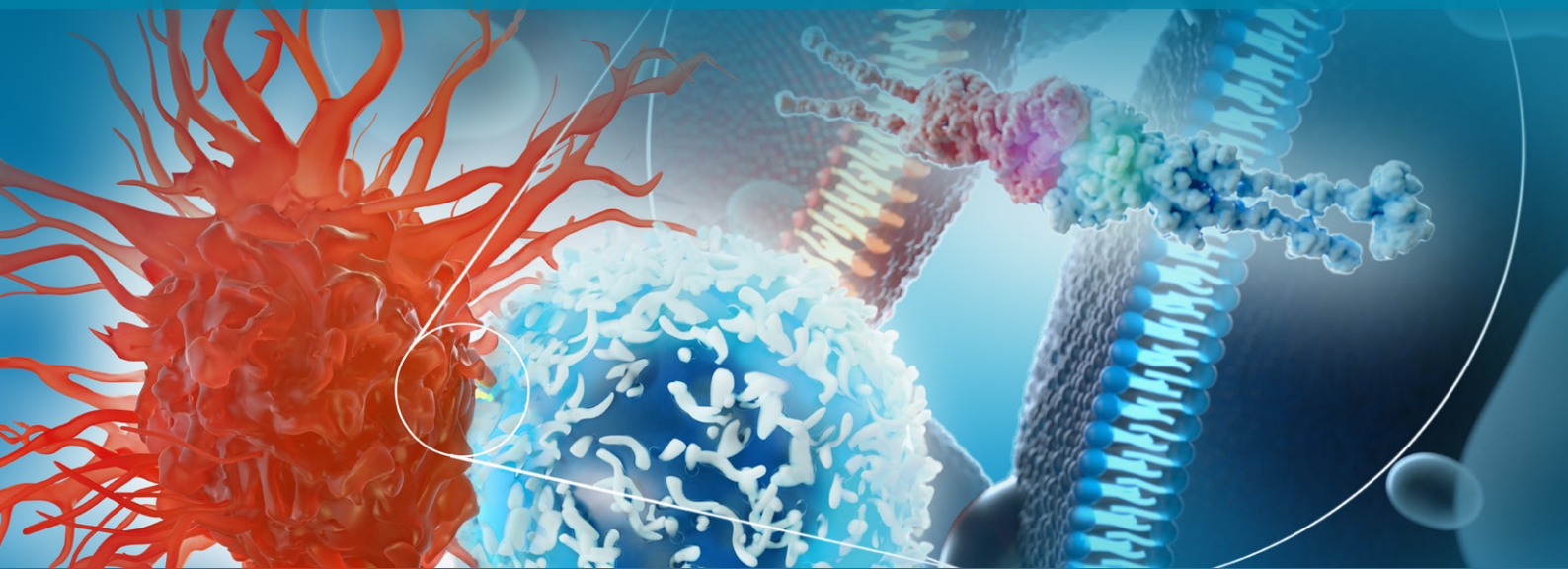
### Most Ordered MHC II Alleles



#### HUMAN

HLA-DRB1*0101
HLA-DRB1*03:01
HLA-DRB1*0401
HLA-DRB1*04:04
HLA-DRB1*07:01
HLA-DRB1*08:01
HLA-DRB1*09:01
HLA-DRB1*1101
HLA-DRB1*13:01
HLA-DRB1*13:02
HLA-DRB1*14:54
HLA-DRB1*15:01
HLA-DRB3*01:01
HLA-DRB3*03:01
HLA-DRB5*01:01
HLA-DPB1*0401
HLA-DQ2.5

**Cancer** | **Autoimmune Diseases** | **Infectious Diseases** | **Transplantation** | **Allergy**



© Immudex ApS. Denmark, 2021

For research use only. Not for use in diagnostic or therapeutic procedures.