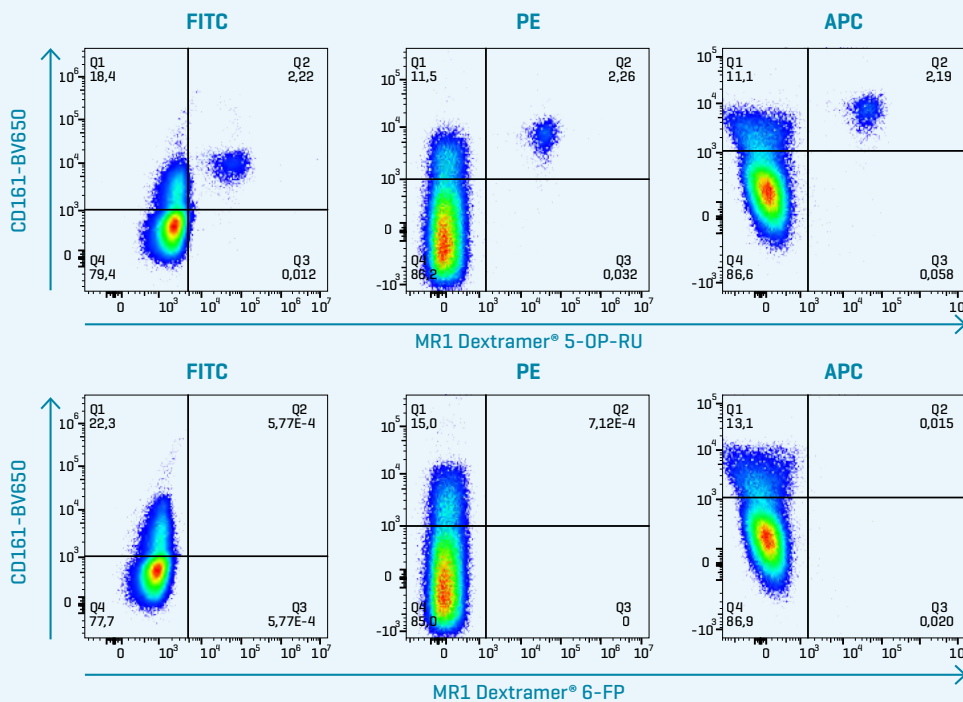


Detect, Isolate, and Validate Antigen-Specific MAIT Cells

Mucosal-associated invariant T (MAIT) cells have a complex role in immunity but are proving attractive targets for immunotherapy. To understand their potential further, better research tools are needed.

With MR1 Dextramer® technology, detect antigen-specific MAIT cells with confidence.

No Compromises in Performance



Gating: Live cells, single cells, CD3+ CD161+, Dextramer®+ 6-FP is here used as a negative control

With an optimized number of MR1 complexes, MR1 Dextramer® reagents detect 5-OP-RU specific MAIT cells with superior sensitivity and resolution.

Whether the fluorophore is FITC, PE, or APC, the positive population can be clearly distinguished with minimal background.

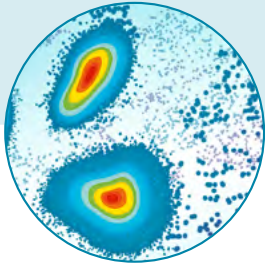
Benefits of MR1 Dextramer®

MR1 Dextramer® reagents are based on the high-quality Dextramer® technology, adapted to shed new light on MAIT cells:

- High-quality, research-ready reagents
- Interpret obtained data with ease
- Generate accurate and reproducible results

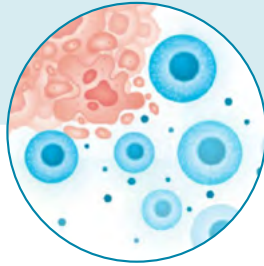


Explore the Many Applications of MR1 Dextramer[®]



Basic Research

Simultaneously investigate antigen specificity and phenotype for a deeper understanding of MAIT cells' role in immunity



Cell Therapy

Validate target recognition of your MAIT cell therapy or TCR-like antibody candidates for more specific cell therapies






Disease

Track and investigate antigen-specific MAIT cells over time for improved understanding of their pathogenies

Investigate the Antigen-Specific MAIT Cell Response

Immudex provides flexibility to your MAIT cell research by offering biotinylated MR1 Monomers, MR1 Dextramer[®], and MR1 dCODE Dextramer[®] reagents for your assay of choice and two different ligands:

- 5-OP-RU potent activator
- 6-FP negative control

REAGENT	LIGAND	METHOD	TEST SIZE
MR1 Monomer 	5-OP-RU 6-FP	Optimizable	20, 100, 200 µg
MR1 Dextramer [®] 	5-OP-RU 6-FP	Flow cytometry	25, 50, 150 tests
MR1 dCODE Dextramer [®] 	5-OP-RU 6-FP	Next generation sequencing Single-cell multi-omics	15, 50, 150 tests

Interested in learning more? Please contact us at customer@immudex.com.

© Immudex ApS. Denmark, 2023

For research use only. Not for use in diagnostic or therapeutic procedures.