

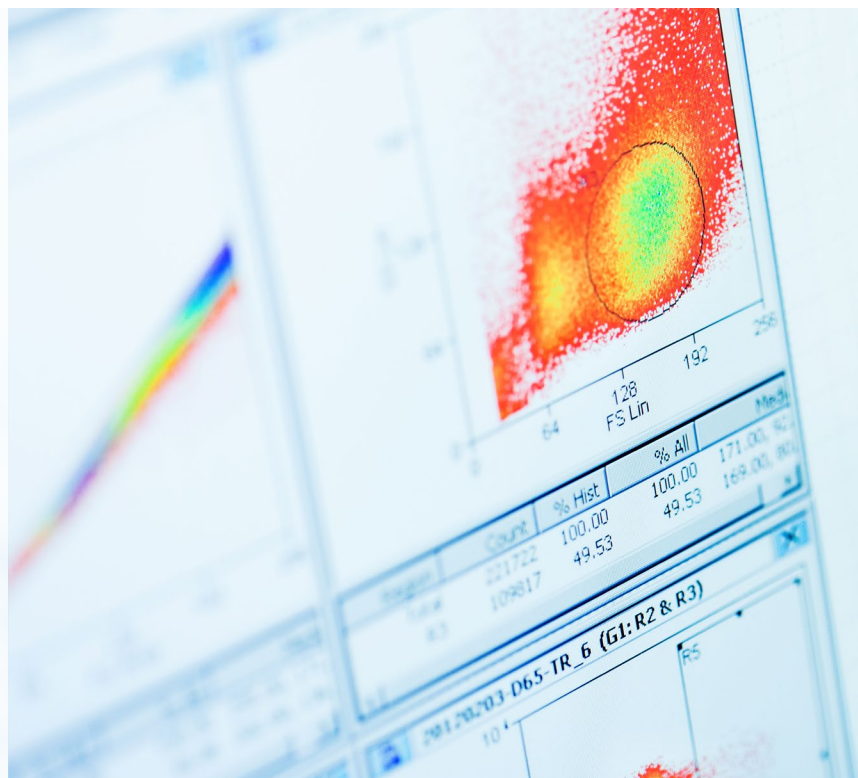
Measure the Immune Status to Common Viral Infections

The MHC Dextramer® Virus Panel for flow cytometry consists of a hand-picked collection of MHC Dextramer® reagents carrying four immunodominant, well-characterized epitopes, derived from widespread human viruses: Cytomegalovirus [CMV], Epstein-Barr virus [EBV], Influenza, and BK virus.

Detect, Isolate, and Enumerate Virus-Specific T-Cell Responses

The MHC Dextramer® Virus Panel reagents can be used individually or in combination for detection, isolation, and enumeration of virus-specific CD8+ T-cell responses in a variety of research settings:

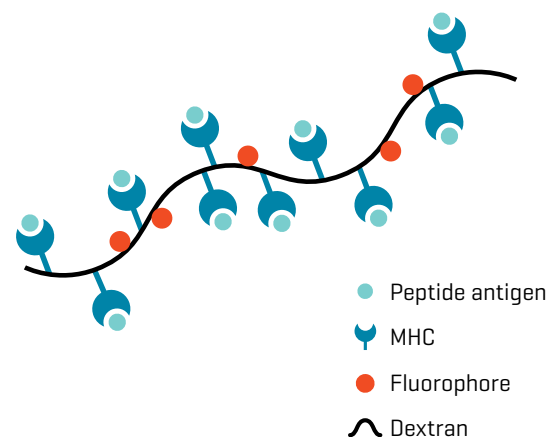
- Identify common virus antigens in blood and PBMCs
- Profile virus-specific CD8+ T-cell responses
- Investigate vaccine efficacy



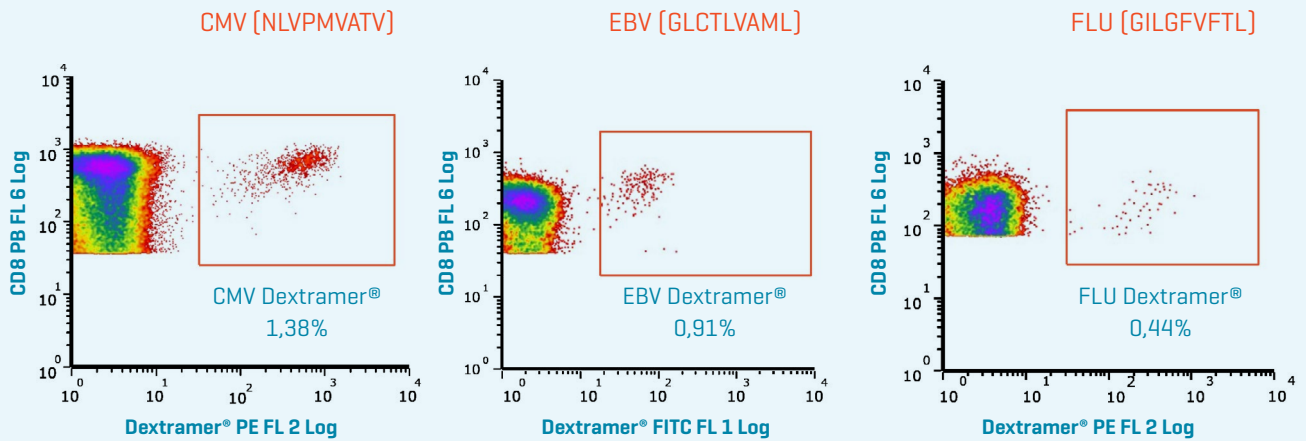
Benefits of the MHC Dextramer® Virus Panel

The MHC Dextramer® Virus Panel is based on Immudex Dextramer® technology, ensuring high-quality reagents for reliable infectious disease immune monitoring:

- Ready-to-use panel for common virus-antigens
- Time- and cost-saving approach
- Ensure consistent, reproducible, and comparable results



Flow Cytometry Analysis Using CMV, EBV, and FLU Dextramer®



Dextramer® carrying three epitopes derived from CMV, EBV, and Flu, can also be used in combination or individually as a positive control in the experiment.

Product Description

The MHC Dextramer® Virus Panel consists of 4 selected Dextramer® reagents carrying epitopes against opportunistic human viruses and a negative control, as follows:

MHC ALLELE	PEPTIDE	FLUOROPHORE	ANTIGEN	TEST SIZE
HLA-A*0201	NLVPMVATV	BV421, FITC, PE or APC	CMV	50
HLA-A*0201	GLCTLVAML	BV421, FITC, PE or APC	EBV	50
HLA-A*0201	GILGFVFTL	BV421, FITC, PE or APC	Influenza	50
HLA-A*0201	LLMWEAVTV	BV421, FITC, PE or APC	BK virus	50
HLA-A*0201	Negative Control	BV421, FITC, PE or APC	-	50

Each Dextramer® reagent in the panel is also available as a single reagent. Check our website for additional MHC I Dextramer® specificities fitting your research application, including selected reagents for clinical applications.

© Immudex ApS. Denmark, 2024

For research use only. Not for use in diagnostic or therapeutic procedures.

BV421 is equivalent to Brilliant Violet™ 421, which is a trademark or registered trademark of Becton, Dickinson and Company or its affiliates, and is used under license. Powered by BD Innovation.